



**MADE IN THE USA**



**5500 PSI  
CERTIFIED CLASS II  
CONTAINMENT  
FILL STATIONS**

# CERTIFIED CLASS II CONTAINMENT FILL STATIONS

## CLASS II CONTAINMENT FILL STATIONS

MODEL #	# FILL POSITIONS	# CASCADE INLETS	PSI MAX	WEIGHT	DIMENSIONS
C-FS1-55	1	1	6000*	400	21"Wx21"Dx47"H
C-FS2-55	2	1	6000*	590	30"Wx21"Dx47"H
C-FS3-55	3	1	6000*	780	42"Wx21"Dx47"H

## WITH OPTIONAL CONTROL PANEL

MODEL #	# FILL POSITIONS	# CASCADE INLETS	PSI MAX	WEIGHT	DIMENSIONS
C-FS1C55	1	4	6000*	450	21"Wx21"Dx64"H
C-FS2C55	2	4	6000*	640	30"Wx21"Dx56"H
C-FS3C55	3	4	6000*	830	42"Wx21"Dx56"H

\*Tested to withstand 5700 PSI burst pressure, exceeding NFPA 1901 (2016) 24.9.6.2 requirement of 5500 PSI.

\*6000 PSI max inlet pressure.

## STANDARD FEATURES

### 1, 2, or 3 Position Containment Fill Station Include:

- ▶ 2 1/2" cylinder pressure gauge for each fill position
- ▶ Safety interlock prevents filling unless door is closed and latched
- ▶ Latching mechanism provides optional manual lockout capabilities
- ▶ Durable powder coated steel fill pockets prevent scuffing
- ▶ Venting at back and bottom for operator safety
- ▶ Fill hoses include bleed valve and SCBA fill adapters
- ▶ 1 inlet connector from cascade
- ▶ Independently Certified to NFPA 1901 (2016) 24.9.6.2 Standards
- ▶ Venting at back and bottom for operator safety
- ▶ Fill hoses include bleed valve and SCBA fill adapters
- ▶ 1 inlet connector from cascade
- ▶ Independently Certified to NFPA 1901 (2016) 24.9.6.2 Standards

### Cascade Control Panel Adds Additional Features of:

- ▶ 4 bank cascade controls
- ▶ 2 1/2" bank pressure gauges
- ▶ 0-6000 PSI regulator with 2 1/2" input and output gauges
- ▶ 4 inlet connectors from cascade cylinders
- ▶ 1 inlet connector for compressor
- ▶ 1 auxiliary outlet with valve




"The Simple Choice"

(715) 718-3065 / info@arcticcompressor.com



**1" diameter steel pins** secure the door in the Closed and Locked position for safe filling.




**Aircraft grade aluminum manifold**, precision machined and ported to simplify plumbing.



**Fabricated cabinet and door** from ASTM A572 Grade 50 steel for safety.



**All pressure gauges are glycerin filled** for longer life, labeled in both PSI and BAR.




**Balanced door design** assisted by a gas strut for easy, single-handed operation.



**Isolated fill valves** for each bank allow for single vessel fills and more efficient cascading.



**Lock Out-Tag Out compatible** to prevent unauthorized operation.



**Regulated auxiliary output**, or optional input for filling mobile cascade systems.



**MADE IN THE USA**

# THE SIMPLE CHOICE BENEFITS:

## **SIMPLE VALUE**

High quality American-made equipment, affordably priced

## **SIMPLE OPERATION**

Minimizes operator training requirements

## **SIMPLE MAINTENANCE**

Designed for easy maintenance, reducing overall cost of ownership

## **SIMPLE SERVICE**

Nationwide distributor + service network providing fast local service

**With benefits like these, it's easy to see why Arctic Compressor is "The Simple Choice."**

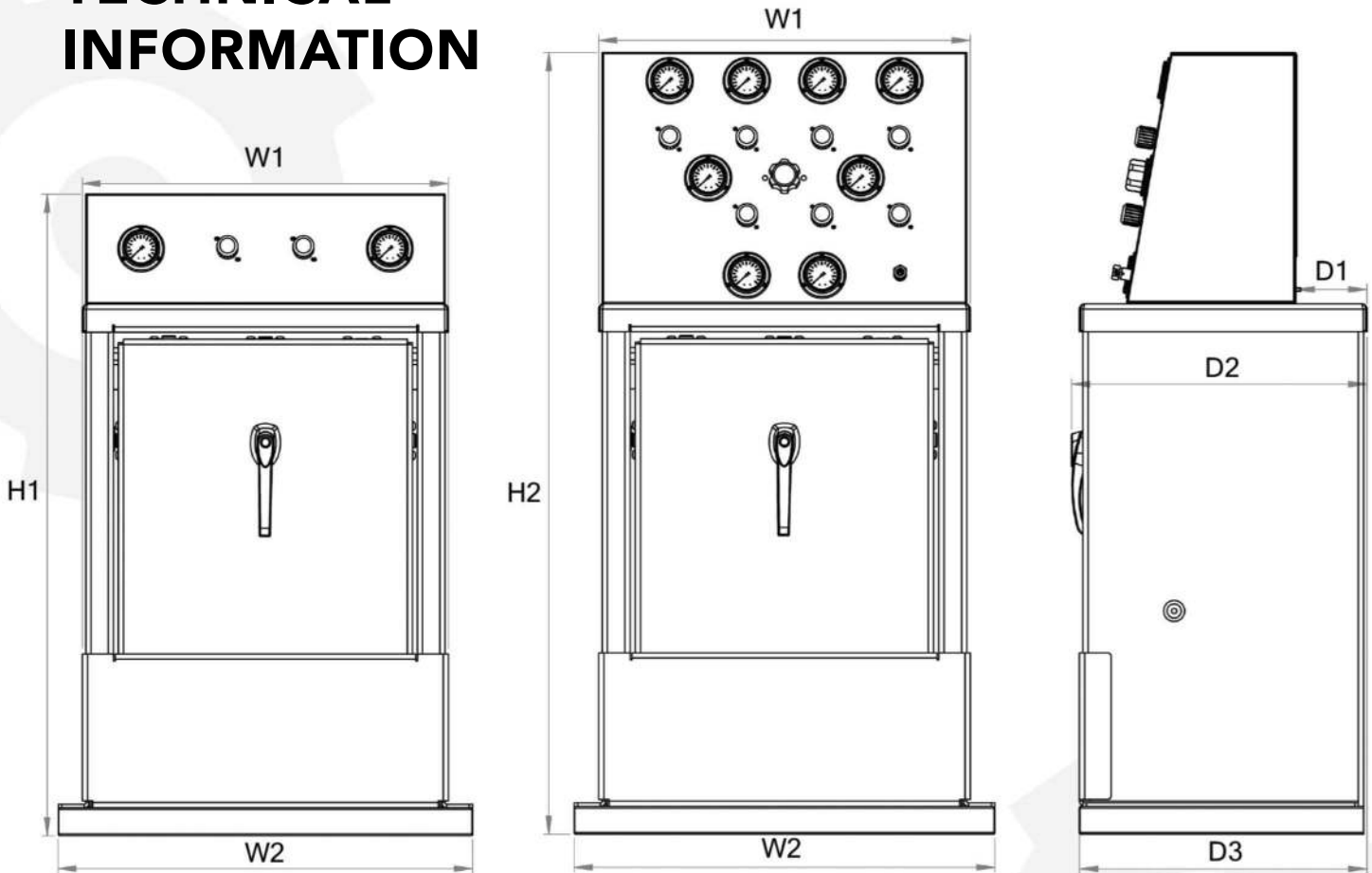


MODEL #  
C-FS3C55



MODEL #  
C-FS2-55

# TECHNICAL INFORMATION



MODEL #		C-FS1-55	C-FS1C55	C-FS2-55	C-FS2C55	C-FS3-55	C-FS3C55
FILL POSITIONS		1		2		3	
DIMENSION	Cascade Controls	-	X	-	X	-	X
H1 / H2	Overall Height	H1: 45.9"	H2: 63.6"	H1: 45.9"	H2: 56.0"	H1: 46.9"	H2: 56.0"
W1	Cabinet Width	17.5"		26.5"		35.5"	
W2	Base Width	21.0"		30.0"		39.0"	
D1				5.0"			
D2	Total Depth			21.1"			
D3	Depth of Base			20.5"			



MADE IN THE USA



---

***ASK US about our  
Extended Warranty Programs***

---



Arctic Compressor, LLC  
431 Tower Avenue  
Superior WI 54880  
(715) 718-3065  
[info@arcticcompressor.com](mailto:info@arcticcompressor.com)  
[www.ArcticCompressor.com](http://www.ArcticCompressor.com)